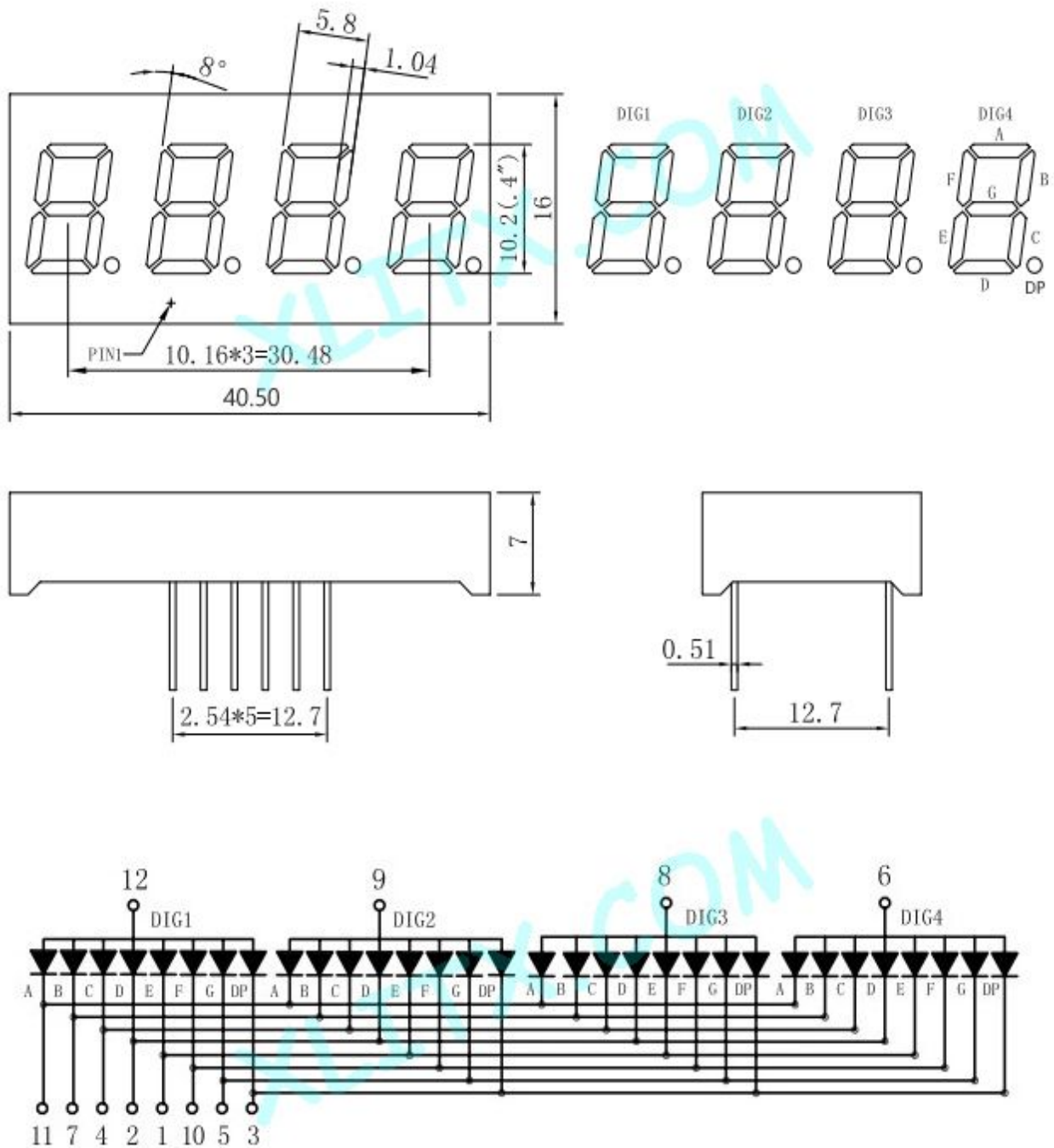




|                         |                       |
|-------------------------|-----------------------|
| <b>Model :</b>          | 4402BS                |
| <b>Size :</b>           | 0.40-inch             |
| <b>Emitting color :</b> | Red (Ultra-Bright )   |
| <b>Mode :</b>           | Common-Anode (CA)     |
| <b>Digit :</b>          | 4-Digit               |
| <b>Category :</b>       | LED 7-Segment Display |
| <b>Maker :</b>          | XLITX Technology      |

**Prices :** \$0.77 = 100 Pieces    \$0.43 = 500 Pieces    \$0.41 = 1000 Pieces    (Free shipping)

**Dimension & Diagram**



## Ultra-Bright Red Electro-Optical Parameter

### 1. Electro-Optical Characteristics(Ta=25°C)

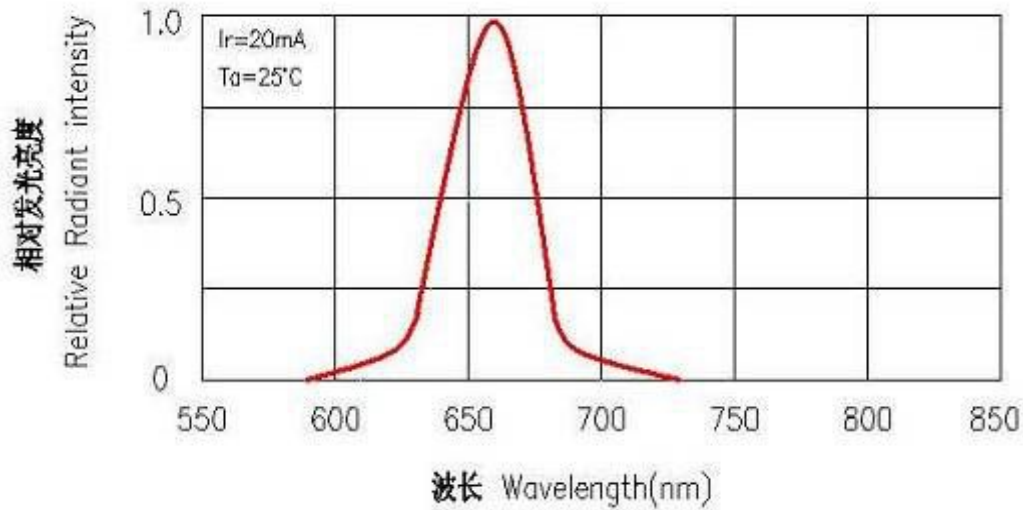
| PARAMETER   | SYMBOL      | DEVICES<br>( ULTRA-BRIGHT RED ) |     | UNIT    | TEST CONDIONS |
|---|-------------|---------------------------------|-----|---------|---------------|
|   |             | TYP                             | MAX |         |               |
| Peak Emission Wavelengrth                                   | $\lambda_p$ | 640                             |     | nm      | IF=10mA       |
| Forward Voltage   | VF          | 1.8                             |     | V       | IF=10mA       |
| Reverse Current   | IR          |                                 | 50  | $\mu$ A | VR=5V         |
| Segment To Segment (Dot To Dot)<br>Luminous Intensity Ratio | IV-M        | 1.5:1                           |     |         | IF=20         |

### 2. Absolute Maximun Ratings(Ta=25°C)

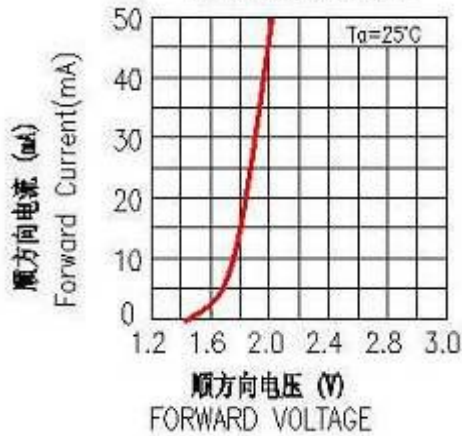
| PARAMETER  | SYMBOL | DEVICES<br>( ULTRA-BRIGHT RED )                        | UNIT  |
|--|--------|--|-------|
| Power Dissipation Per Dice                               | pad    | 100  | mw    |
| Derating Linear From 25°C Per Dice                       |        | 0.5  | mA/°C |
| Continuous Forward Current Per Dice                      | laf    | 30   | mA    |
| Peak Forward Ourrent Per Dice<br>(Duty Cycle 1/10,10KHz) | lpf    | 200  | mA    |
| Reverse Voltage Per Dice                                 | Vr     | 5  | V     |
| Operating Temperature                                    | Topr   | -20°C (to) +75°C                                       |       |
| Storage Temperature                                      | Tstg   | -20°C (to) +85°C                                       |       |
| Solder Temperature                                       |        | 1.6 Inch Below Seating Place for<br>5 seconds at 230°C |       |

3. Electro-Optical Curve

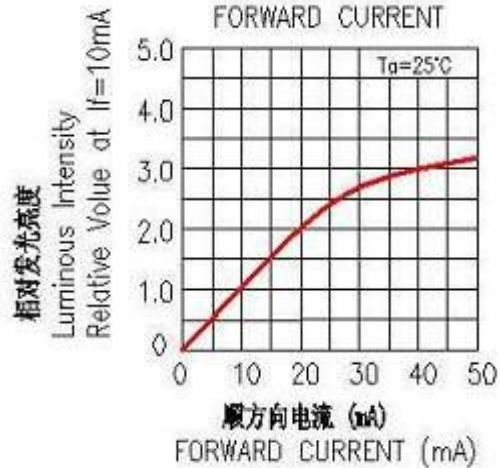
相对亮度与波长 RELATIVE INTENSITY VS WAVELENGTH



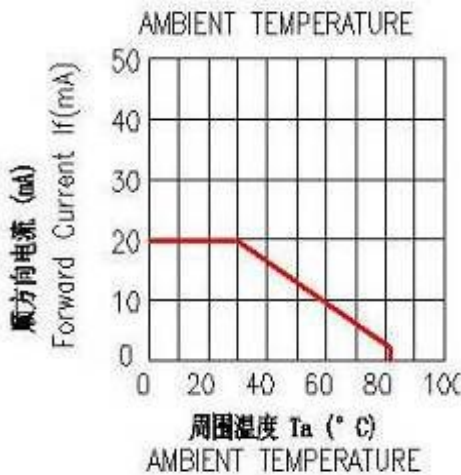
顺电流-顺电压特性  
FORWARD CURRENT VS  
FORWARD VOLTAGE



相对光度-顺电流特性  
LUMINOUS INTENSITY VS  
FORWARD CURRENT



允许顺电流-周围温度特性



相对光度-周围温度特性  
LUMINOUS INTENSITY VS  
AMBIENT TEMPERATURE

